





Home Safety Guide to Prevent Elopement



Install a Home Security System

Equip your home with a security system tailored to your family's needs. These systems can alert you immediately if your child tries to leave the house, giving you peace of mind and an extra layer of protection.




Secure Doors and Windows

Ensure that all doors and windows are equipped with locks that are difficult for your child to open. Consider adding additional locks at the top or bottom of doors, out of your child's reach. Installing door alarms can also notify you if a door is opened unexpectedly.



Use Visual Cues and Barriers

Create visual barriers like stop signs or caution tape on doors leading outside. These can serve as reminders for your child to pause and reconsider before opening the door.



Create a Safe Outdoor Space

If possible, fence in your yard with a secure, locked gate. Make sure the fence is high enough to prevent climbing, and consider adding alarms or sensors to the gate. This creates a safe outdoor area where your child can play without the risk of wandering off.



Use Wearable GPS Trackers

Consider using a GPS tracking device that your child can wear as a bracelet or clip to their clothing. This ensures that you can quickly locate your child if they manage to leave the house unnoticed.



Educate and Communicate

Teach your child about the dangers of leaving the house without an adult. Use simple language and consistent reinforcement.

Call 877-661-0747 to get your home security system from Vivint

